

States that have enacted Domestic Violence Unemployment Insurance: Impacts on the UI system

1. Which states have enacted DVUI or are considering DVUI?
2. What are the cost of providing UI to domestic violence survivors?
3. What would be the impacts on the Washington State UI system?

States that have enacted provisions for unemployment benefits for domestic violence survivors

- California (1998)
- Colorado (1999)
- Connecticut (1999)
- Delaware (2000)
- Maine (1987)
- Nebraska (2000)
- N Hampshire (1998)
- New Jersey (2000)
- New York (1998)
- North Carolina (1998)
- Oregon (by rule, 1999)
- Rhode Island (2000)
- Wisconsin (1999)
- Wyoming (1999)

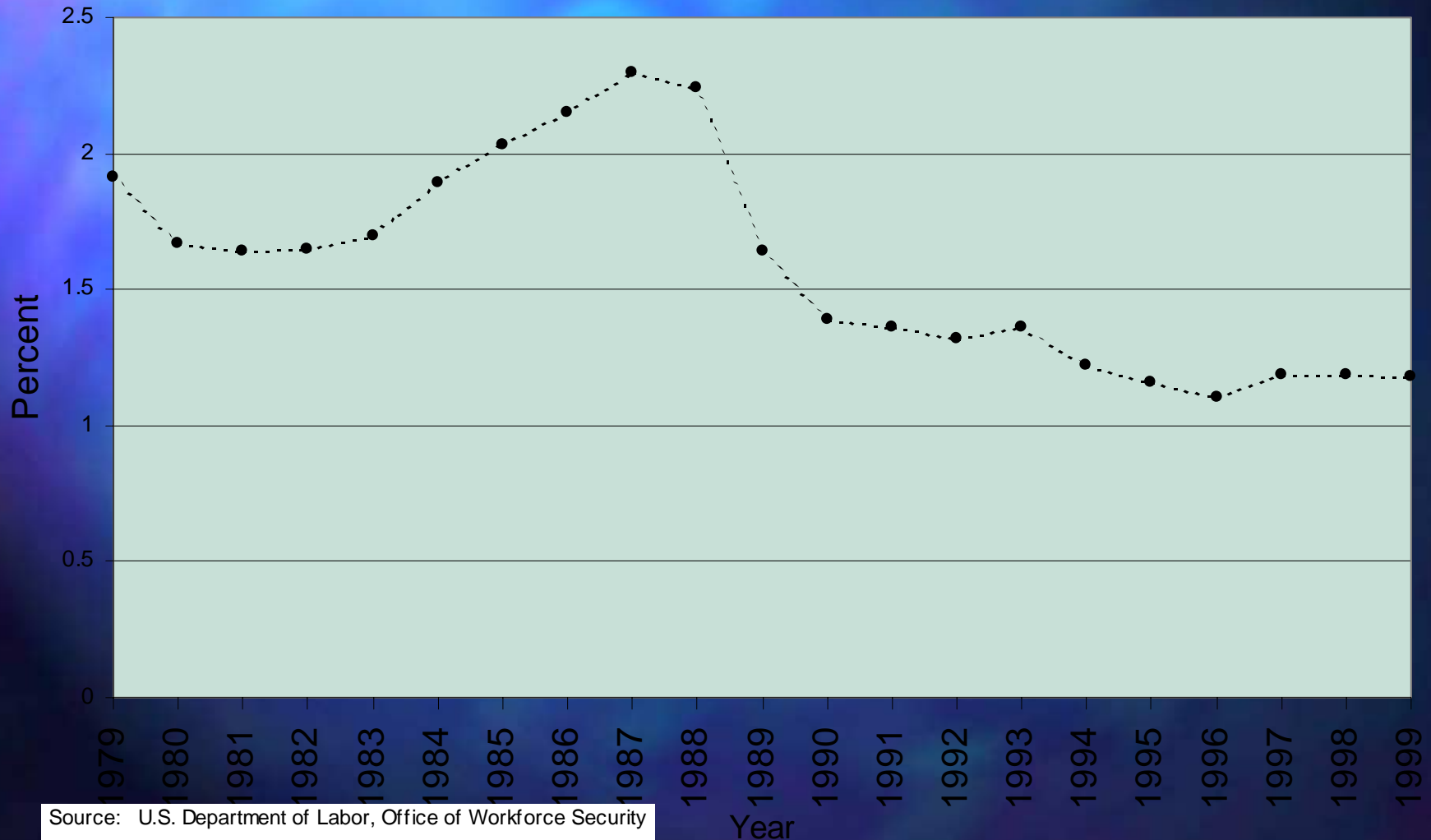
States Considering DVUI legislation in 2001

- Arizona
- Georgia
- Hawaii
- Massachusetts
- Minnesota
- Montana
- North Dakota
- Oregon
- Tennessee
- Vermont
- Washington
- West Virginia

Costs of DVUI in other states


- States responding with actual numbers of claims paid:
 - Colorado – 63 claims (1999)
 - Connecticut – 35 claims (1999)
 - Delaware – no claims (2000)
 - Nebraska – 4-5 claims (2000)
 - Wyoming – 5-6 claims (1999)
- States responding with estimated number of claims:
 - Maine – 10 per year
 - Oregon – 20 per year
 - Rhode Island – 10 per year
- States responding that little or no fiscal impact experienced: California, New Hampshire, New York, North Carolina

Average UI tax as % of wages paid Washington State



Source: U.S. Department of Labor, Office of Workforce Security

Comparison of total UI benefits paid with estimated DVUI benefits

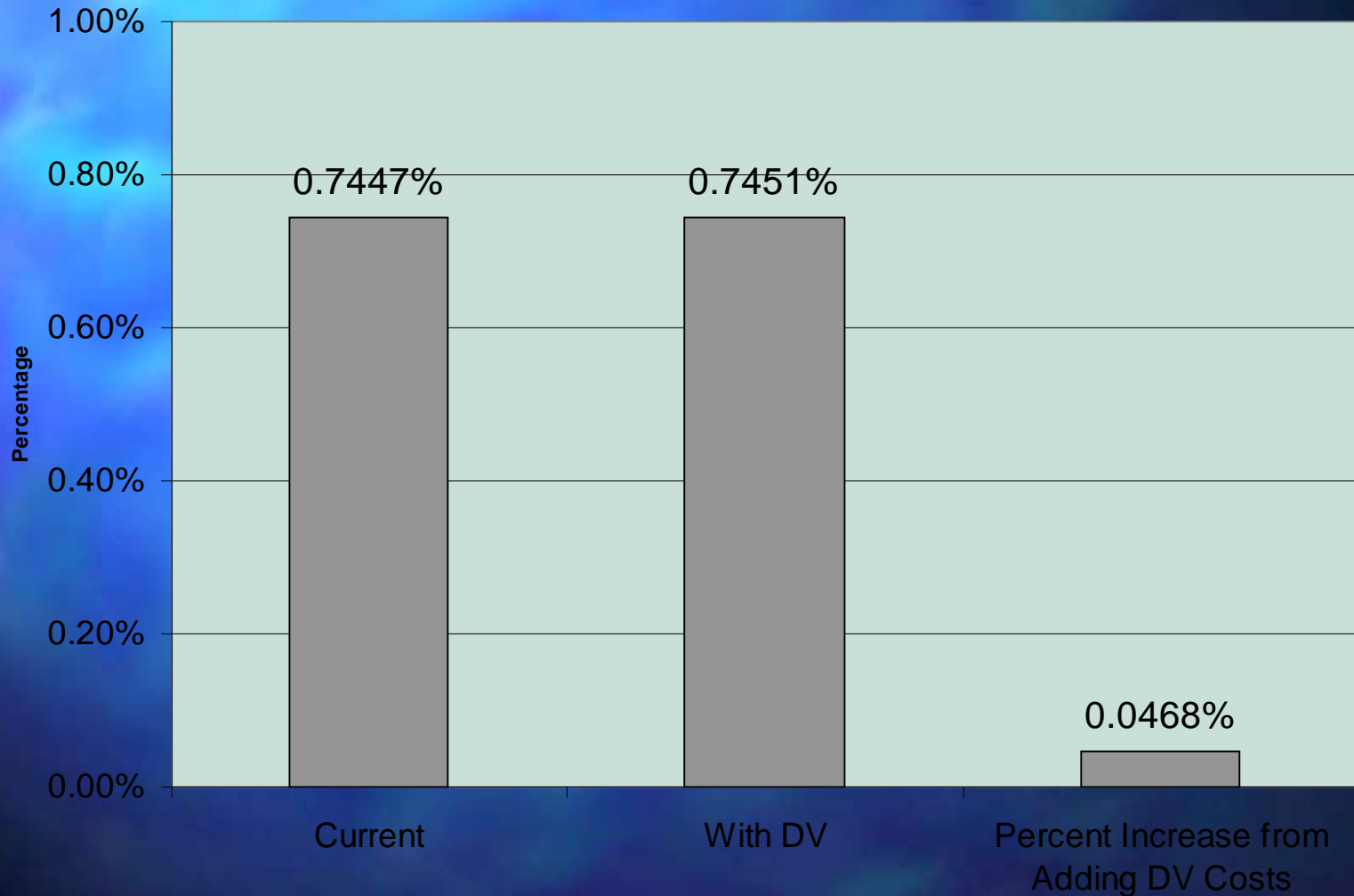


- Estimated amount domestic violence UI would cost
- Total amount paid out by the system in the latest year for which data is available (7/1/99 to 6/30/2000)

Percentage of total paid: .015%

From fiscal note and ESD data

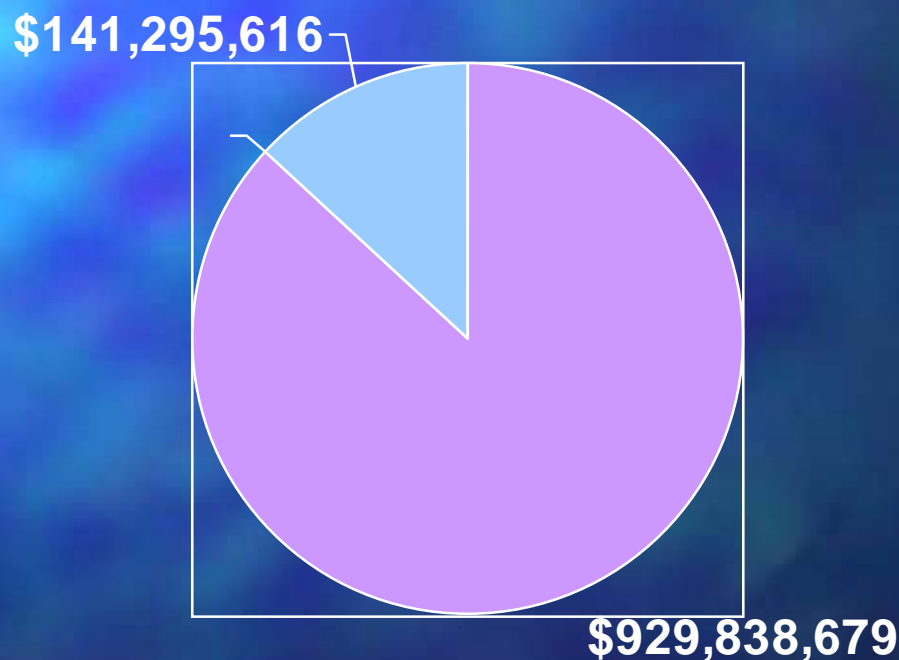
Socialized UI costs as percentage of taxable wages



From ESD data FY99

Ratio of non-charged UI benefits to total UI benefits paid

■ total benefits paid ■ non-charged benefits



•15.1% of benefits paid

From ESD data FY 99

Ratio of non-charged UI benefits to total benefits under a DVUI provision

\$141,295,616

144,000



- total benefits paid
- non-charged benefits
- DVUI benefits

•15.2 % of benefits paid

929,838,679